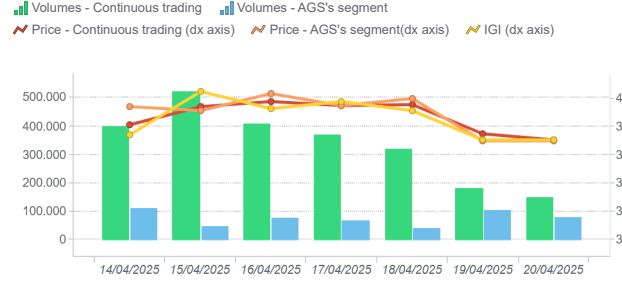


Day-Ahead Gas Market (MGP-GAS)

	Average price (€/MWh)	Change Price	Minimum price	Maximum price	Total Volumes (MWh)	Volumes change	Daily product	WE Product
Continuous trading	38,59	0,4%	35,90	40,58	2.347.776	-1,9%	2.223.216	124.560
AGS's segment	38,89	0,5%	36,98	40,30	517.104	-9,9%	Purchases SRG (MWh) 517.104	Sales SRG (MWh) 0

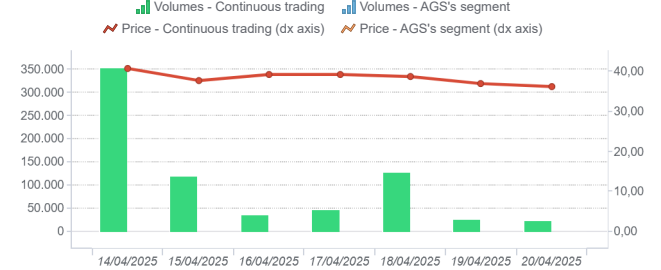
MGP- Volumes (MWh) and Price (€/MWh)



Intra-Day Gas Market (MI-GAS)

	Average price (€/MWh)	Change Price	Minimum price	Maximum price	Total Volumes (MWh)	Volumes change	Purchases SRG (MWh)	Sales SRG (MWh)
Continuous trading	38,55	0,2%	35,00	41,90	723.816	-16,5%	-	-
AGS's segment	-	-	-	-	-	-	-	-

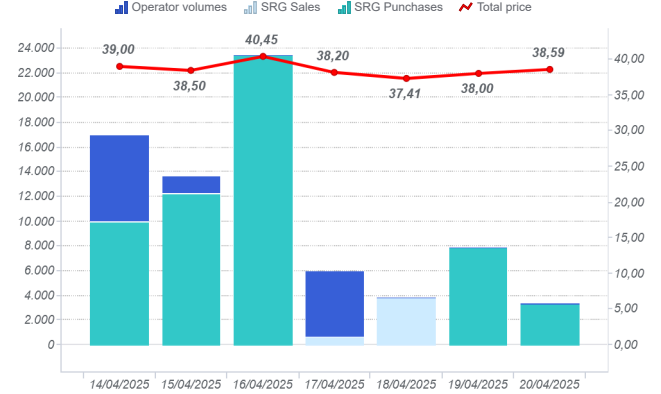
MI - Volumes (MWh) and Price (€/MWh)



Market for the trading of gas stored (MGS-GAS)

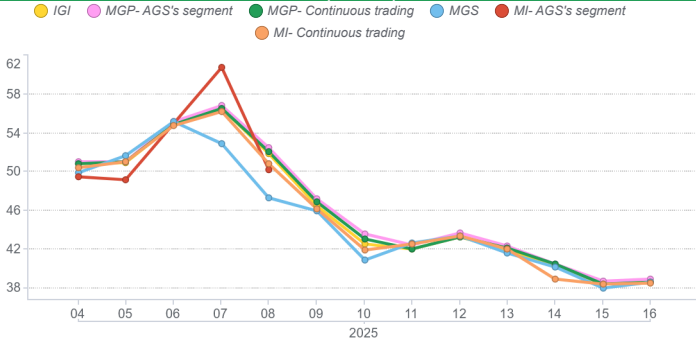
		Week 15	Week 16
Price €/MWh (1)	Stogit	38,01	38,59
	Edison stoccaggio	-	-
	Total	38,01	38,59
Volumes MWh	Stogit	76.832	74.626
	Edison stoccaggio	0	0
	Totale	76.832	74.626
SRG. Activity MWh	Purchases	15.754	56.450
	Balancing (2)	15.754	56.450
	Other purchases (3)	-	-
	Sales	12.244	4.234
	Balancing (2)	12.244	4.234
Other purchases (3)	-	-	

Market for the trading of gas stored (MGS-GAS)

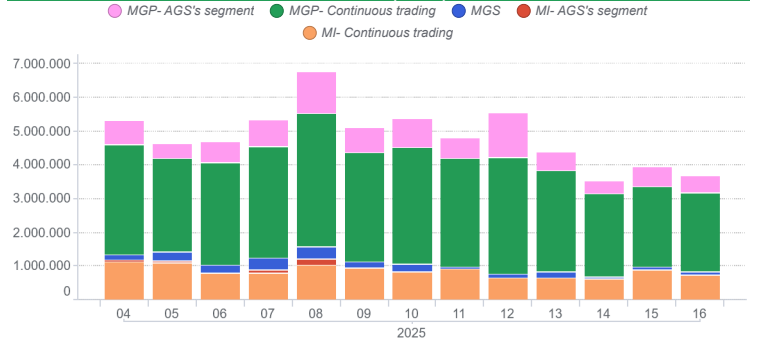


1) The Total price is calculated as a weighted average price for the total volumes exchanged in each storage system.
 2) To securely manage any expected deviations between overall network injections and withdrawals pursuant to Art. 2.5 of Annex A, AEEGSI's Resolution 312/2016/R/g.
 3) Stored gas trades by Snam Rete Gas (SRG) not included in "Balancing"

Prices (€/MWh)



Volumes (MWh)



Forward Gas Market (MT-GAS)

Prodotto	Minimum price (€/MWh)	Maximum price (€/MWh)	Check price*	Check price change (%)	Trades	Volumes (MWh/g)	OTC Registrations	OTC Volumes	Volumes Tot	Change %	Open position (MWh)*	Open position (MWh/g)*
BoM-2025-04	-	-	40,89	-	0,00	0,00	0,00	0,00	0,00	-	0,00	0,00
CY-2026	-	-	35,98	-	0,00	0,00	0,00	0,00	0,00	-	0,00	0,00
M-2025-05	-	-	41,67	-	0,00	0,00	0,00	0,00	0,00	-	0,00	0,00
M-2025-06	-	-	41,51	-	0,00	0,00	0,00	0,00	0,00	-	0,00	0,00
M-2025-07	-	-	38,82	-	0,00	0,00	0,00	0,00	0,00	-	0,00	0,00
Q-2025-03	-	-	39,04	-	0,00	0,00	0,00	0,00	0,00	-	0,00	0,00
Q-2025-04	-	-	42,26	-	0,00	0,00	0,00	0,00	0,00	-	0,00	0,00
Q-2026-01	-	-	40,17	-	0,00	0,00	0,00	0,00	0,00	-	0,00	0,00
Q-2026-02	-	-	35,68	-	0,00	0,00	0,00	0,00	0,00	-	0,00	0,00
SS-2026	-	-	37,28	-	0,00	0,00	0,00	0,00	0,00	-	0,00	0,00
WS-2025/2026	-	-	40,04	-	0,00	0,00	0,00	0,00	0,00	-	0,00	0,00

*Referred to the last session of the week